

Variable device mount - Linear.Lens.Profile - direct wide distribution - visually continuous

Device mount made of galvanised, profiled sheet steel, surface coated with polyester resin enamel. Toolless fastening with two integrated lateral lever locks. LED unit in housing length for optically seamless light run. Can be variably positioned on the mounting rail. Housing colour traffic white RAL 9016; Light distribution direct wide distribution by means of Linear.Lens.Profile of PMMA plastic, matt, Optically seamless light run, UGR (4H/8H) 28.5. Heat-resistant cables including connection cable 1 m and rapid installation plug connector with tool-less phase pre-selection and locating finger. The device mount can be adjusted variably in steps with a multi-lumen driver (default setting: maximum lumen output). They are exchangeable, permit modernisation and reliably prolong the service life of the overall system.

CHARACTERISTICS

Order number	18318404150
EAN number	4020863359561
Commodity code	94051190
Certification mark	IP 20, Protection class I, F, HACCP DIN10500/Food/IFS-application-related suitability/BRC, Indoor, CE
Impact resistance (IK rating)	IK03 (10°C bis 40°C)
Ambient temperatur	ta 10°C to 40°C
Warranty period	5 years
State funding programs	BEG - Federal funding for efficient buildings (valid only for Germany)

ELECTRICAL ENGINEERING

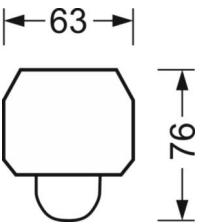
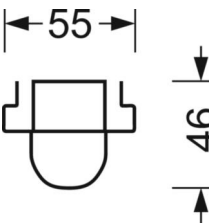
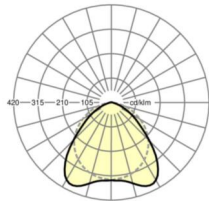
Controller	Electronic multi-lumen driver, 16-steps (1 pcs.)
System output	49W-27W
Mains voltage	230V/50Hz
Energy efficiency class/light source	B

LIGHTING TECHNOLOGY

Placement	LED, Colour rendering/Light colour CRI ≥ 80 / 4000K
Colour tolerance (MacAdam)	3SDCM
Photobiological safety (Luminaire)	RG1
Nominal luminous flux/switching steps	8700lm/49W, 8400lm/48W, 8200lm/46W, 8000lm/45W, 7800lm/43W, 7500lm/42W, 7300lm/40W, 7100lm/39W, 6800lm/37W, 6600lm/36W, 6400lm/34W, 6100lm/33W, 5900lm/32W, 5700lm/30W, 5400lm/29W, 5200lm/27W
LED service life	50000h L80/B10 (Tq 40°C)
Luminaire luminous efficiency	191lm/W-177lm/W
Beam angle	100° (C0) / 110° (C90)
UGR lat./long.	23.9 / 28.5 (49W)

DEEP-LINK

<https://www.regiolux.de/en/article/18318404150>



Reference	LED 8700lm/49W 840
ηLB	100 %
Φ ↓/↑	99 % / 1 %
UGR lat./long.	23.9 / 28.5

MECHANICS

Housing colour	traffic white RAL 9016
Dimensions (LxWxH/DxH)	1531mm x 63mm x 46mm
Weight (net)	1.9kg
Type of installation	Mounting rail system installation, Ceiling-mounted mounting rail installation, Ceiling-mounted mounting rail installation on T-system, Pendulum mounting rail assembly on chain, Pendulum mounting rail installation on steel cable

Dimensions

L	1531 mm	Length
B	63 mm	Width
H	46 mm	Height